



*Vivie Sinou*  
*Executive Director (CEO)*

*The Etudes Project*

**Etudes**  
*By Educators, for Educators*

# History

- *Began in 1994, Foothill*
  - *Michael Loceff, CIS Instructor*
- *Vivie Sinou in 2000*
  - *ETUDES Consortium Created in 2002*
  - *25 Members*
- *Joined Sakai in 2004*
- *Deployed Etudes (NG) in 2005*
- *Non-profit Organization in 2008*



# ETUDES Clients

Bakersfield College  
Berkeley City College  
Gogswell College  
College of Alameda  
College of the Siskiyous  
East Los Angeles College  
El Camino College  
Foothill College  
Imperial Valley College  
Lake Tahoe Community College  
Laney College  
Los Angeles City College  
Los Angeles Harbor College

Los Angeles Mission College  
Los Angeles Mission - ITV  
Los Angeles Valley College  
Merritt College  
Porterville College  
Mendocino College  
San Joaquin Delta College  
Taft College  
West Los Angeles College  
Long Beach City College  
MiraCosta College  
Santa Rosa Junior College



*Sakai Community*

**Etudes  
Community**

*Core  
Governance*



# Values & Challenges

- *Advancing innovation*
- *Delivering sustainable economics*
- *Satisfied users*
- *Teacher-Driven*
- *Less is More*



# Who are we?

- A centralized **services** model – hosting, training, and support.
- A **product** – software development effort supporting teaching, learning, collaboration and assessment for the benefit of education
- A **community** – realizing large scale Open Source efficiencies
- A **non-profit organization** – focus on giving and adding value to higher education



# Development

# Production

# Support

## Software Engineering

(new tools, features, fixes, add-ons, etc.)

*Project Management*  
*Functional Requirements*  
*Design Data Models*  
*Quality Assurance*  
.....



## ASP

Managed  
Hosting

*Over 100,000  
enrollments*

*Server Farm*

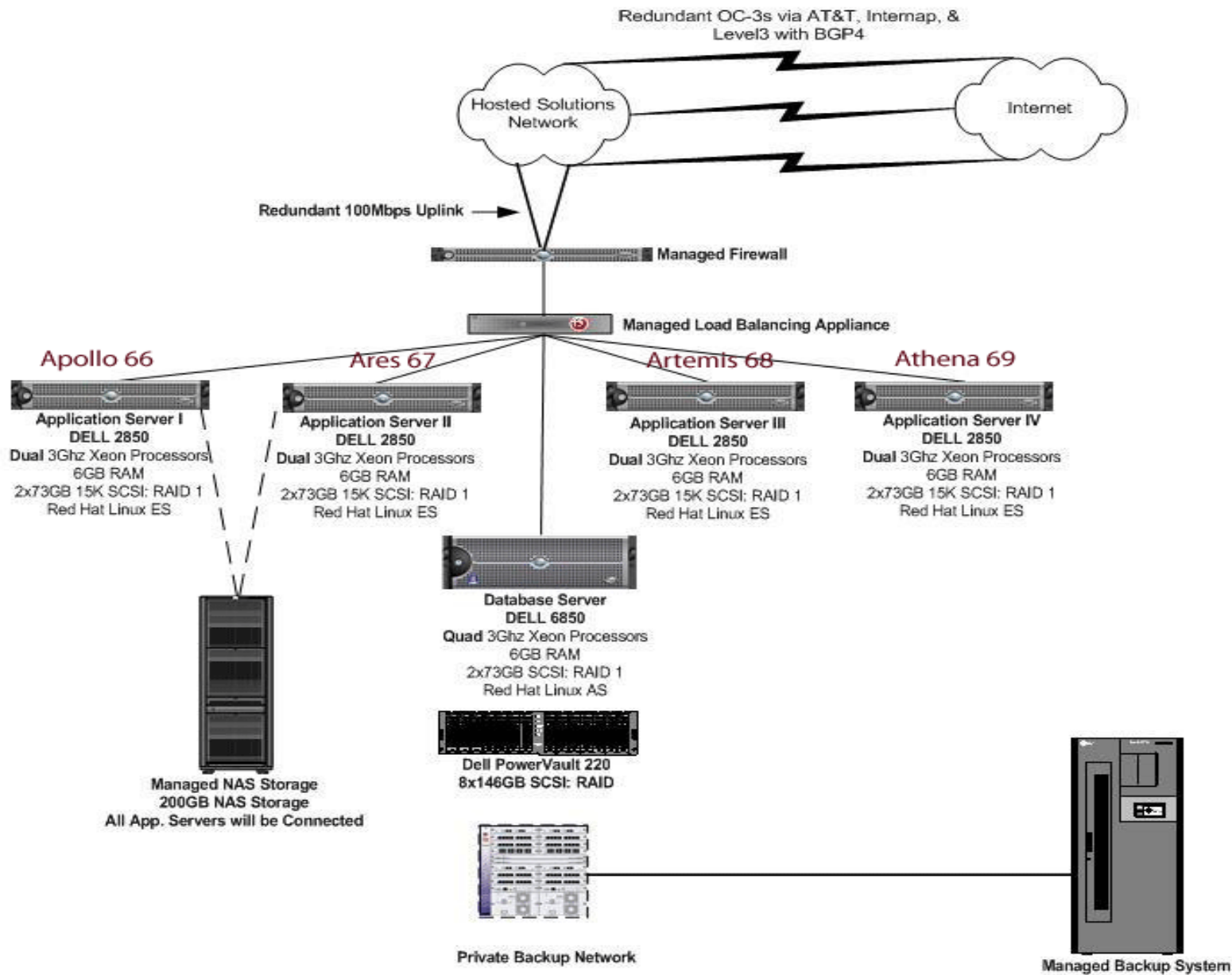


Account/Site  
Management

User Support

Professional  
Development







# Etudes Tools

- Announcements
- Schedule
- Syllabus
- Discussion &
- Private Messaging
- Chat Room
- Modules / Lesson Builder
- Tasks, Tests & Surveys
- Gradebook
- Resources
- Web Content
- Group Management
- Preferences
- Home / Recent Activity
- News/RSS
- Wiki
- Podcasts
- Blogger  
(Assignments)

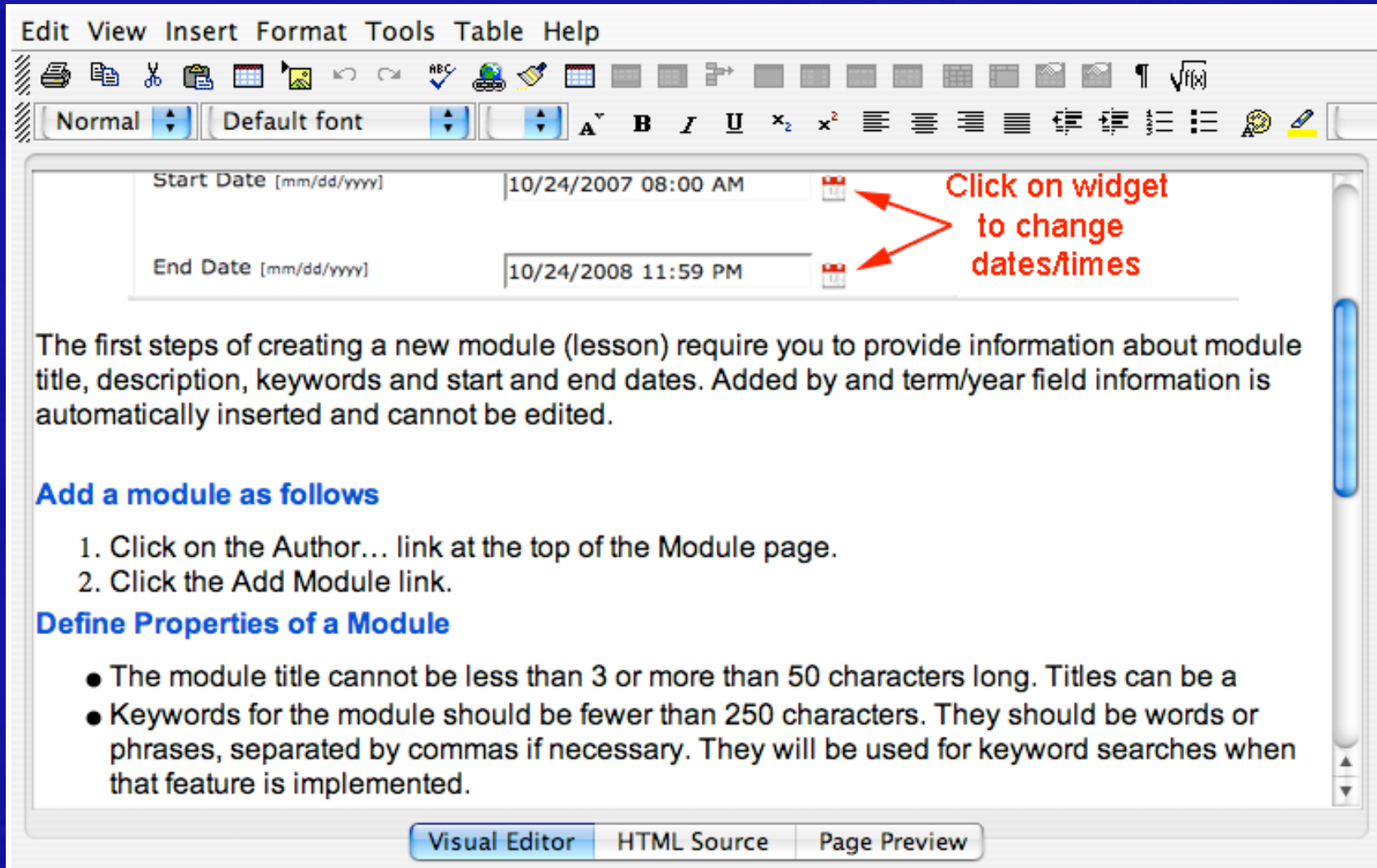


# Modules

The screenshot shows a web interface titled 'MODULES'. At the top, there is a navigation bar with links for 'View', 'Author', 'Manage', and 'Preferences'. Below this, a status bar indicates 'Viewing student side...'. The main content area features a breadcrumb trail: 'Prev | Table Of Contents | Next' followed by 'Module 09 - Sections - Lesson Content » Browser Requirements'. A section header reads 'Module 09 - Sections - Lesson Content Browser Requirements'. The text below explains that users can choose between the Sferyx or FCK editor, noting that FCK is more general while Sferyx has more stringent requirements. A sub-section titled 'Description of Available Editors' is visible, with 'Sferyx - Java Applet' being the first item. At the bottom of the screenshot, a portion of a rich text editor toolbar is shown, including menus for 'Edit', 'View', 'Insert', 'Format', 'Tools', 'Table', and 'Help', along with various icons for text formatting and alignment.



# Modules



The screenshot shows the Etudes WYSIWYG editor interface. At the top is a menu bar with 'Edit', 'View', 'Insert', 'Format', 'Tools', 'Table', and 'Help'. Below the menu is a toolbar with various icons for text formatting and editing. The main content area contains a form with two date fields: 'Start Date [mm/dd/yyyy]' with the value '10/24/2007 08:00 AM' and 'End Date [mm/dd/yyyy]' with the value '10/24/2008 11:59 PM'. Red arrows point to the calendar icons next to these fields, with the text 'Click on widget to change dates/times'. Below the form is a paragraph of text: 'The first steps of creating a new module (lesson) require you to provide information about module title, description, keywords and start and end dates. Added by and term/year field information is automatically inserted and cannot be edited.' This is followed by a blue heading 'Add a module as follows' and a two-step list: '1. Click on the Author... link at the top of the Module page.' and '2. Click the Add Module link.' Below the list is another blue heading 'Define Properties of a Module' and a bulleted list: '● The module title cannot be less than 3 or more than 50 characters long. Titles can be a' and '● Keywords for the module should be fewer than 250 characters. They should be words or phrases, separated by commas if necessary. They will be used for keyword searches when that feature is implemented.' At the bottom of the editor are three tabs: 'Visual Editor', 'HTML Source', and 'Page Preview'.

Start Date [mm/dd/yyyy] | 10/24/2007 08:00 AM

End Date [mm/dd/yyyy] | 10/24/2008 11:59 PM

Click on widget to change dates/times

The first steps of creating a new module (lesson) require you to provide information about module title, description, keywords and start and end dates. Added by and term/year field information is automatically inserted and cannot be edited.

**Add a module as follows**

1. Click on the Author... link at the top of the Module page.
2. Click the Add Module link.

**Define Properties of a Module**

- The module title cannot be less than 3 or more than 50 characters long. Titles can be a
- Keywords for the module should be fewer than 250 characters. They should be words or phrases, separated by commas if necessary. They will be used for keyword searches when that feature is implemented.

Visual Editor | HTML Source | Page Preview



## Discussion Tool

Participate in asynchronous discussion, group work, and collaboration

DISCUSSION AND PRIVATE MESSAGES

[Discussion Home](#) [Search](#) [Recent Topics](#) [Member Listing](#) [Manage](#)  
[My Profile](#) [My Bookmark](#) [Private Messages](#)  Mark All As Read

You last visited on: 12-18-2005 18:06:09  
The date and time now is: 12-30-2005 22:40:55

### Discussion List

Discussions	Topics	Messages	Last Message
<b>Other</b>			
 <b>Student Lounge</b> Your space - for discussions of your choosing.	4	22	12-15-2005 08:06:44 Karl Peter →
 <b>Questions</b> For questions that don't seem to fit in any of the modules.	22	85	12-16-2005 08:54:12 Karl Peter →
<b>Main</b>			
 <b>Final Thoughts &amp; Closure</b>	4	32	12-18-2005 10:46:02 Riba Taylor →



# Discussion Tool

DISCUSSION AND PRIVATE MESSAGES

[Discussion Home](#) [Search](#) [Recent Topics](#) [Member Listing](#) [Manage](#)  
[My Profile](#) [My Bookmark](#) [Private Messages](#)  [Mark All As Read](#)

## This is so exciting!!

[postreply](#) [Discussion List -> Module 4 - Assignments Tool](#) [Watch](#) [Bookmark it!](#)

Author	Message
<p>12-07-2005 21:48:55</p> <p><b>Riba Taylor</b> ★★★★★ five stars</p> 	<p><b>Subject:</b> This is so exciting!!</p> <p>★★★★★ <a href="#">quote</a> <a href="#">edit</a> <a href="#">x</a> <a href="#">up</a></p> <p>I just wanted to say this is so exciting!! 🌍 (And I thought I'd just go ahead and say it here because this tool looks particularly nifty from what I've seen of it so far.)</p> <p>I've always believed in this project, but I think this new release is quite impressive and makes me feel more than ever as though the possibilities are endless.</p> <p>I'm also enjoying being a student and learning from all your good work and examples. (As well as being amazed by all of your swift responses!) Thanks for all of it. Riba.</p>

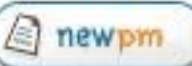









# Private Messaging

DISCUSSION AND PRIVATE MESSAGES

[Discussion Home](#) [Search](#) [Recent Topics](#) [Member Listing](#) [Manage](#)  
[My Profile](#) [My Bookmark](#) [Private Messages](#)  Mark All As Read

[Inbox](#) [Sent Box](#)

 **Discussion List**

	Subject	From	Date	
	<b>Re:My Address</b>	Edward Serrano	06-07-2008 10:25:29:AM	
	<b>Recall Message-Assignments Not Showing in Gradebook</b>	Virginia Smith	06-03-2008 02:31:06:AM	
	<b>Problem with Assignment &amp; Gradebook-HEA011_SP08</b>	Virginia Smith	06-03-2008 02:26:05:AM	
	<b>Re:Another Try-Test Error</b>	Virginia Smith	05-12-2008 14:26:22:PM	



# Tasks, Tests & Surveys

## Assessments

 Add
  Delete
  Unpublish
  Archive
  Restore

Type	Title	Open Date	Due Date	Accept Until	Publish
 <input type="checkbox"/>	 Module 02 - Announcements	Mar 10, 2008 6:00 AM	Mar 12, 2008 11:30 P	Mar 14, 2008 11:45 P	  
 <input type="checkbox"/>	 Module 03 - Schedule Events	Mar 10, 2008 6:00 AM	Mar 12, 2008 11:45 P	Mar 14, 2008 11:45 P	  
 <input type="checkbox"/>	 Module 04 - Assignments Tool	Mar 12, 2008 6:00 AM	Mar 14, 2008 11:00 P	Mar 17, 2008 11:45 P	  
 <input type="checkbox"/>	 Module 05 - Chat Assignment	Mar 12, 2008 6:00 AM	Mar 14, 2008 11:15 P	Mar 17, 2008 11:45 P	  
 <input type="checkbox"/>	 Module 06 - Discussion and Private Messages	Mar 12, 2008 6:00 AM	Mar 14, 2008 11:30 P	Mar 17, 2008 11:45 P	  
 <input type="checkbox"/>	 Module 07 - Home Page	Mar 12, 2008 6:00 AM	Mar 14, 2008 11:45 P	Mar 17, 2008 11:45 P	  
 <input type="checkbox"/>	 Feedback Survey	Mar 15, 2008 6:00 AM	Mar 17, 2008 11:45 P		  



# Site Skins



Knowledge is true opinion.  
-- Plato

[Logout](#)

My Workspace | AVC ACCT 121 KM | **AVC CA 121 KM** | AVC CA 221 KM | AVC NF 100 KM | - more -

Home
Schedule
Announcements
<b>Modules</b>
Assignments
Tests & Quizzes
Chat Room
Resources
Site Info
Help

users present:

Vivie Sinou

MODULES

[View...](#) [Author...](#) [Manage...](#)

Viewing student



When the mind is thinking, it is talking to itself.

-- Plato

[Logout](#)

## Module 2 : Des

After completing  
will be able to ap  
able to create fre

The content sec

- [Graph](#)
- [Quartiles and P](#)
- [Mean, Median](#)
- [Variance and S](#)

Home
Schedule
Announcements
<b>Modules</b>
Assignments
Tests & Quizzes
Chat Room
Resources
Site Info
Help

users present:

Vivie Sinou

MODULES

[View...](#) [Author...](#) [Manage...](#)

Viewing student side...

[Up](#) | [Module 1](#) | [Module 2](#)

## Module 2 : Descriptive Statistics

After completing Lesson 1, you should be able to recognize and use key terms; you will be able to apply various types of sampling methods to data, and you will be able to create frequency tables using data you have collected.

The content sections of this module are as follows:

- [Graph](#)
- [Quartiles and Percentiles](#)
- [Mean, Median and Mode](#)
- [Variance and Standard Deviation](#)



# Institutional Skins



My Workspace | Users Group



**Porterville**  
COLLEGE

My Workspace | Users Group | TRAINERS DG | E-LEARN 101 DEV

Home
Schedule
Announcements
Syllabus
Modules
Assignments

Home
Schedule
Announcements
Syllabus
Modules
Assignments

## WORKSITE INFORMATION

[Options](#)



<http://etudes.org>

[dev@etudes.org](mailto:dev@etudes.org)  
[sinou@etudes.org](mailto:sinou@etudes.org)

